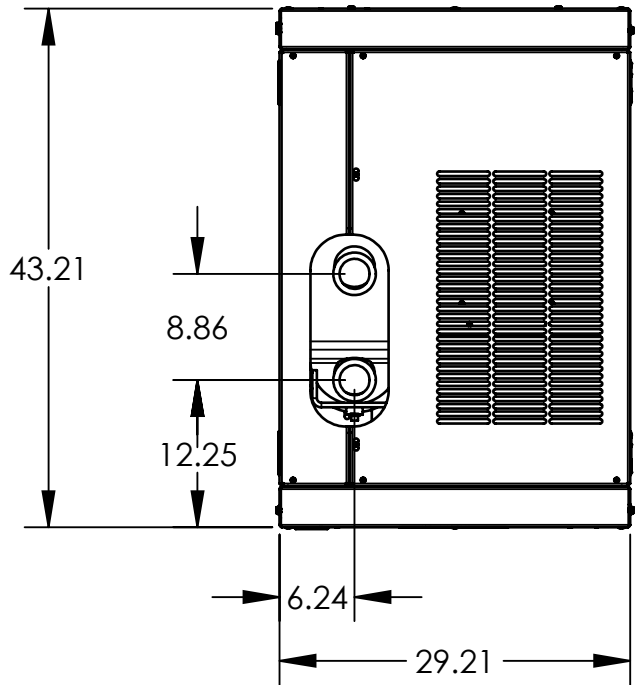
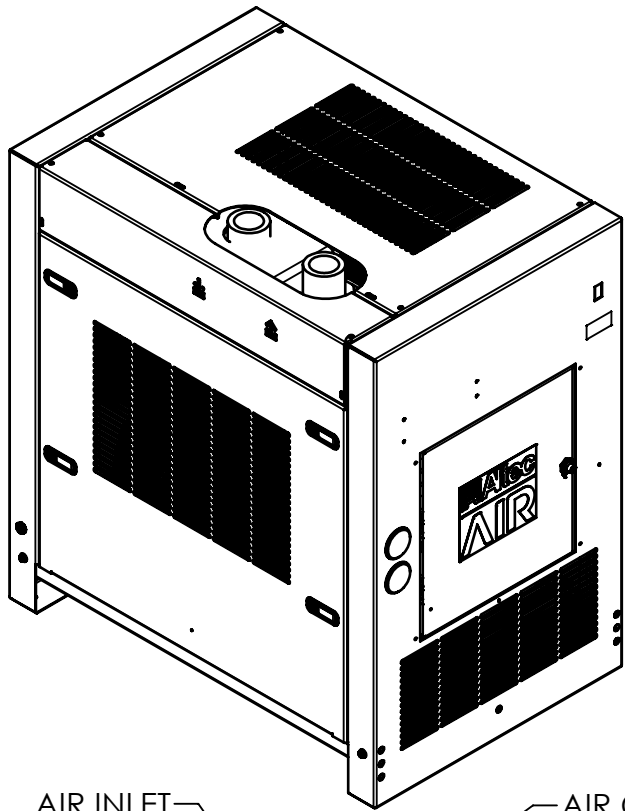
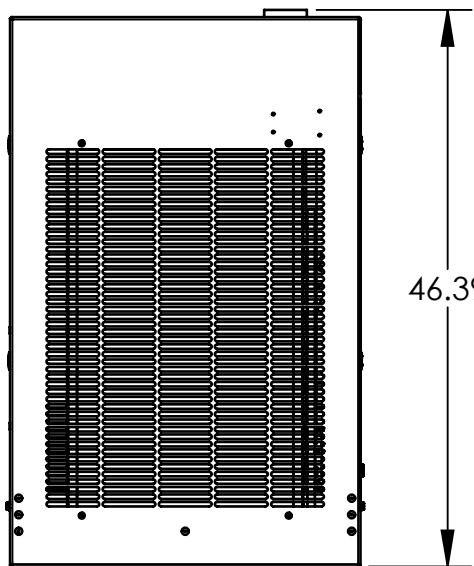


MODEL	RAD-0600A-3-D
VOLTAGE	230V-3PH-60HZ
RLA	14
LRA	77
MCA	14.1
MOP	40
COMPRESSOR HP	4-1/2
COMPRESSOR	SCROLL
REFRIGERANT	R449A
REFRIGERANT CHARGE (OZ)	96
MAX INLET AIR TEMP (F)	140
MAX INLET AIR PRESSURE (PSI)	232
MIN/MAX AMBIENT TEMP (F)	45/120
REFRIGERANT PRESSURE RANGE (PSI)	181/450
INLET/OUTLET PORT (NPT)	2-1/2
WEIGHT (LB)	500

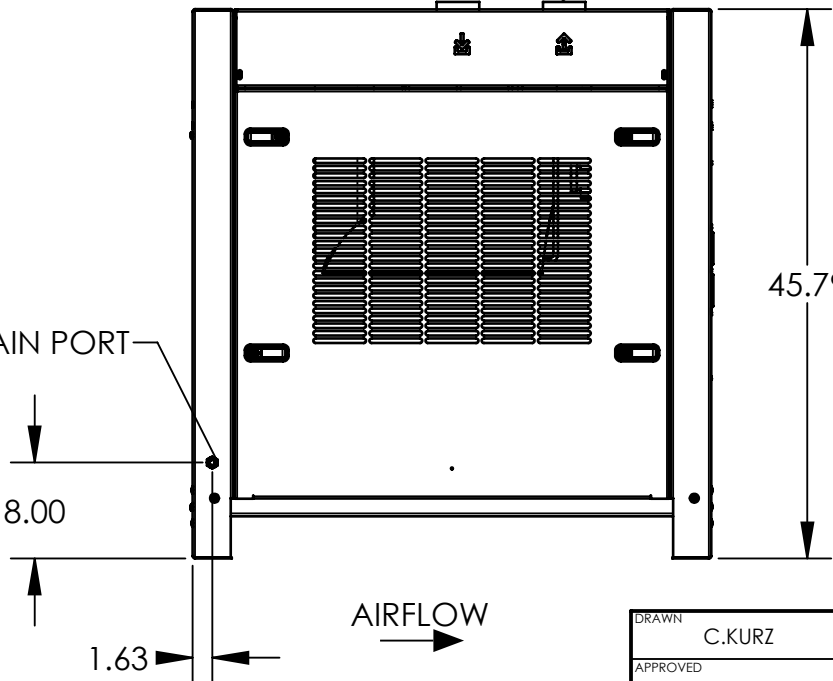


AIR INLET

AIR OUTLET



1/4 NPT DRAIN PORT




AIRFLOW

SUCTION PRESSURE GAUGE

DISCHARGE GAUGE

ON/OFF SWITCH



DRAWN C.KURZ

APPROVED

DATE

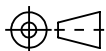
12/12/2023

MATERIAL

FINISH

UNLESS OTHERWISE NOTED, TOLERANCES ARE:
FRACTIONS: $\pm 1/16$ ANGLES: $\pm 0^{\circ}30'$
DECIMAL: .X = $\pm .06$ | .XX = $\pm .03$ | .XXX = $\pm .015$ | .XXXX = $\pm .0030$
MACHINED SURFACES: 125 MICROINCHES
THESE TOLERANCES DO NOT APPLY TO BASIC DIMENSIONS.

DO NOT SCALE THIS PRINT, REMOVE ALL BURRS & SHARP EDGES, ALL DIMENSIONS ARE IN INCHES.
CAD SOFTWARE: SOLIDWORKS.
DRAWING DIMENSIONED TO ALTEC STANDARD: CDS-0007.



Altec | AIR

226A COMMERCE ST, BROOMFIELD, CO 80020

TITLE: DRYR-REFRIG; DIG-SCROLL; 600 SCFM; 230V/3PH; 60 HZ

CONFIDENTIAL: This drawing and its contents are the proprietary and confidential information of Altec Industries, Inc. and are not to be reproduced, copied or publicly disclosed. If this drawing is provided to someone outside Altec, it is done so for the limited purpose of assisting that recipient with a technical or product issue. In receiving this drawing, the recipient agrees to maintain it in confidence and not to use it beyond the purpose previously stated. Recipient agrees not to reproduce, copy, or publicly disclose this drawing and its contents.

SCALE
1:16

WEIGHT

SIZE
2

NUMBER

100521064

REV

B